

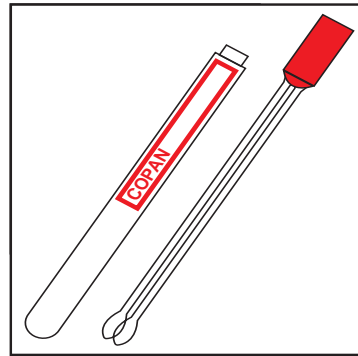
Nasal Specimen Collection Protocol for use with Xpert® assays:

- Xpert MRSA
- Xpert SA Nasal Complete

1

A Copan Venturi Transystem double-swab (Cepheid Collection Device #900-0370) must be used to collect the specimen.

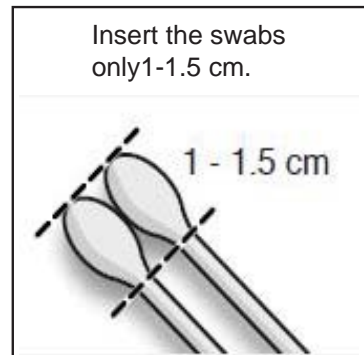
Note: The double-swab is not packaged in the transport tube.



2

Insert the dry swabs 1-1.5 cm into the nostril.

Note: The swabs must stay attached to the red cap throughout the procedure.



3

Rotate swabs against the inside of the nostril for 3 seconds while applying pressure with a finger to the outside of the nostril.

Do not insert the swabs more than 1-1.5 cm.



4

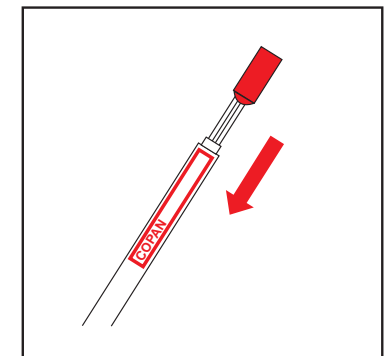
Repeat Step 3 on the other nostril with the same swabs, using external pressure on the outside of the other nostril.

To avoid specimen contamination, do not touch the swab tips to anything other than the inside of the nostril.



5

Remove and discard the cap on the transport tube and place the swabs into the tube, pushing the red cap down completely.



6

Specimens that are tested within 24 hours can be kept at room temperature. For longer storage, refrigerate the specimen at 2-8° C. Specimens stored at 2-8° C are stable for up to 5 days.

